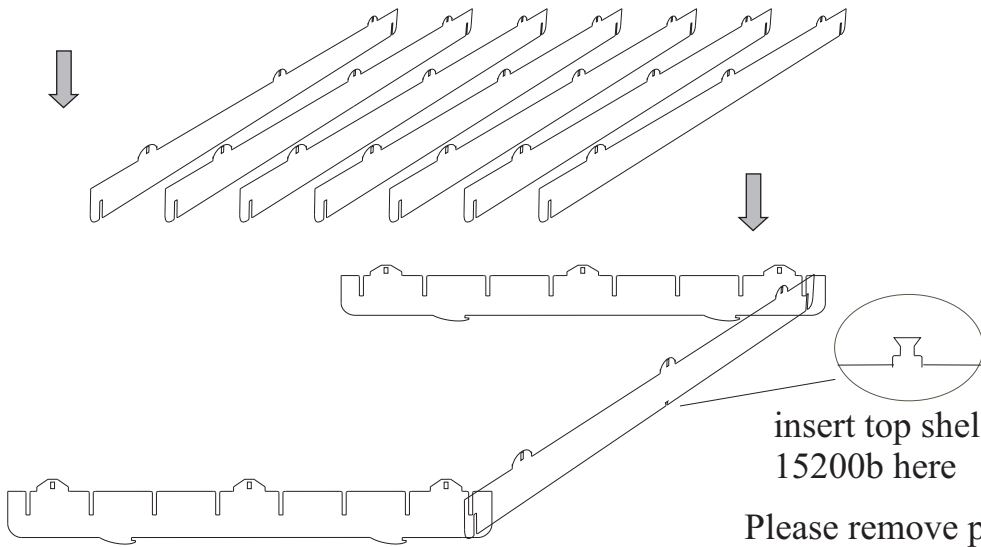


Model railway TT display cabinet

Item.No.: 15200

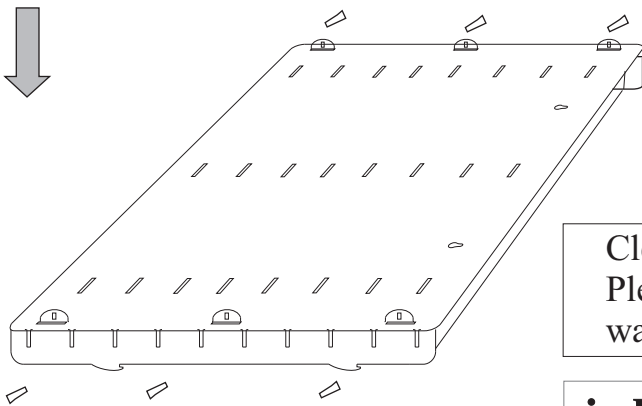


insert top shelf
15200b here

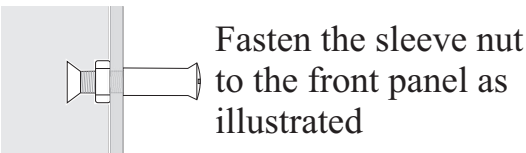


Please remove protection film from the acrylic sheets before assembling. At first, please connect the shelves to the side panels.

Continue by connecting the back panel to the other parts of the vitrine. Use the small acrylic wedges to clamp the back panel.

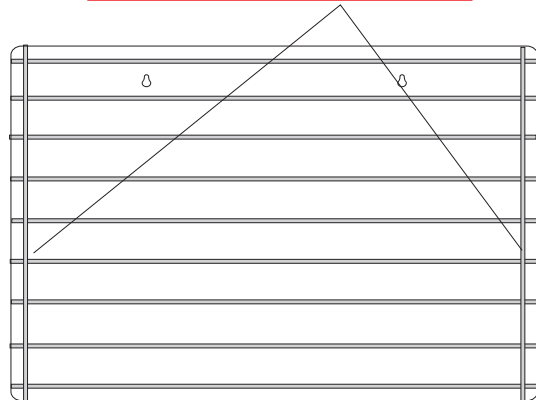


Cleaning instructions:
Please do not use any cleaning agents other than water or special acrylic care products.



Fasten the sleeve nut to the front panel as illustrated

Please note !
When moving the rack, please lift it at the side panels only !




individual parts :

15200x 30 pcs
acrylic wedges

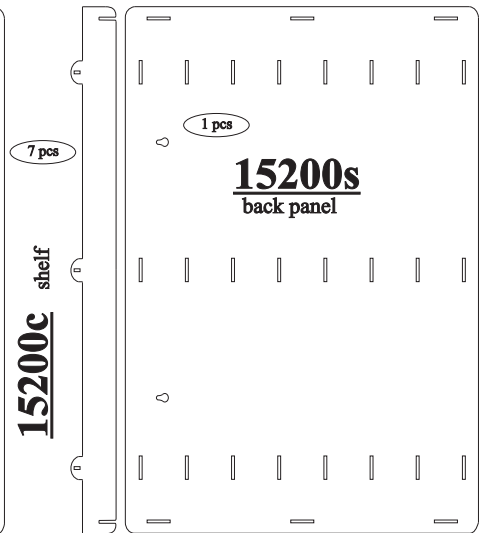
15200z screw M3, nut and sleeve nut 1 pcs

15200a 2 pcs
side panel

15200b top shelf 1 pcs



15200t
front panel



15200s
back panel

15200c
shelf