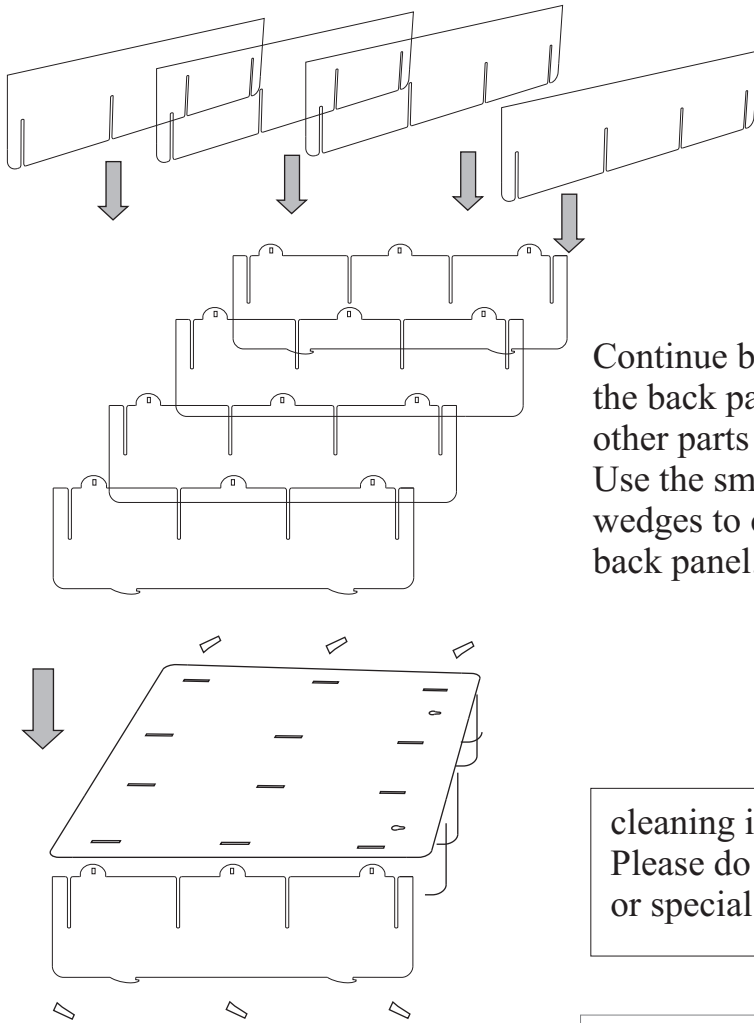


Tin figure display cabinet with pedestals

Item.No.: 13300



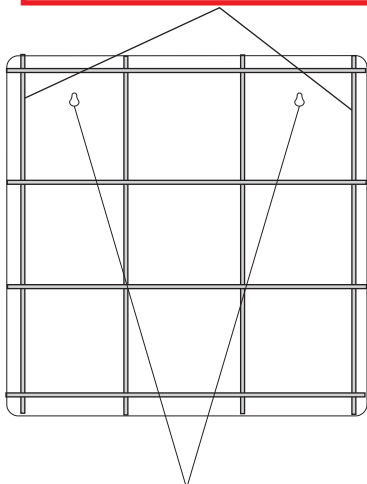
Please remove protection film from the acrylic sheets before assembling. At first, please connect the shelves to the side panels.

Continue by connecting the back panel to the other parts of the vitrine. Use the small acrylic wedges to clamp the back panel.



cleaning instruction:
Please do not use any cleaning agents other than water or special acrylic care products.

Please note !
When moving the rack, please lift it at the side panels only !



suitable for wall mounting or mounting on the floor


individual parts :

 **13200x** acrylic wedges (12 pcs)

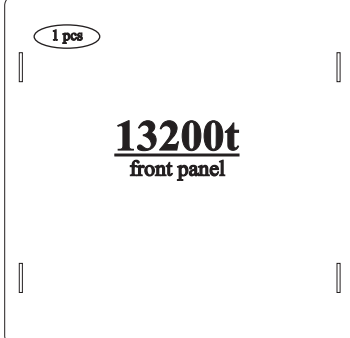
 **13200p** pedestal riser (18 pcs)

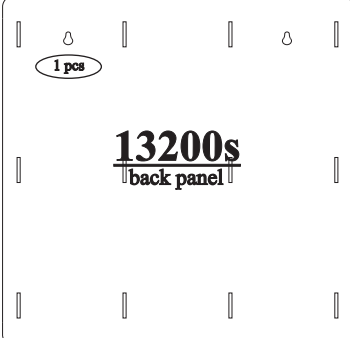
 **13200q** pedestal side (18 pcs)

 **13200a** shelf (4 pcs)

 **13200c** side panel (2 pcs)

 **13200b** side panel with mounting hooks (2 pcs)

 **13200t** front panel (1 pcs)

 **13200s** back panel (1 pcs)