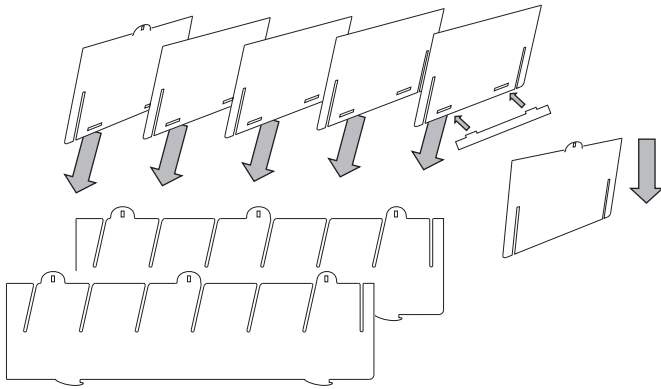


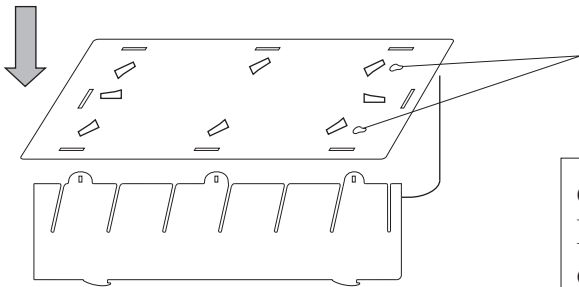
Model car display tower 1/43

Item.No.: 19105

Please remove protection film from the acrylic sheets before assembling.
At first, please connect the shelves to the side panels.



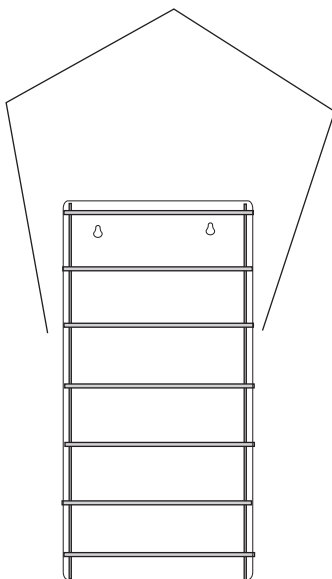
Continue by connecting the back panel to the other parts of the vitrine. Use the small acrylic wedges to clamp the back panel.



suitable for wall mounting or mounting on the floor

cleaning instruction:
Please do not use any cleaning agents other than water or special acrylic care products.

Please note !
When moving the rack, please lift it at the side panels only !



individual parts :

19105x 8 pcs
acrylic wedges

19105l 6 pcs
small support bars

19105c 1 pcs
top shelf

19105e 1 pcs
lower shelf

19105d 5 pcs
shelf

19105f
side panel

2 pcs

1 pcs
19105k
front panel

1 pcs
19105s
reflective back panel
OR
19105t
transparent back panel
OR
19105u
black back panel