

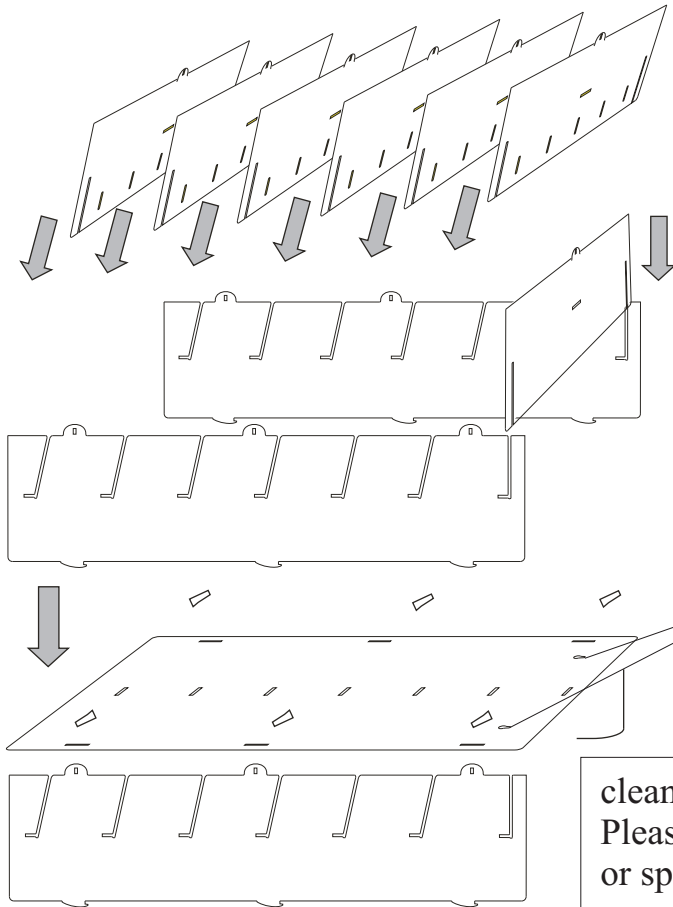
Slotcar display cabinet 1/32

Item.No.: 12500

Please remove protection film from the acrylic sheets before assembling. At first, please connect the shelves to the side panels.

Continue by connecting the back panel to the other parts of the vitrine. Use the small acrylic wedges to clamp the back panel.

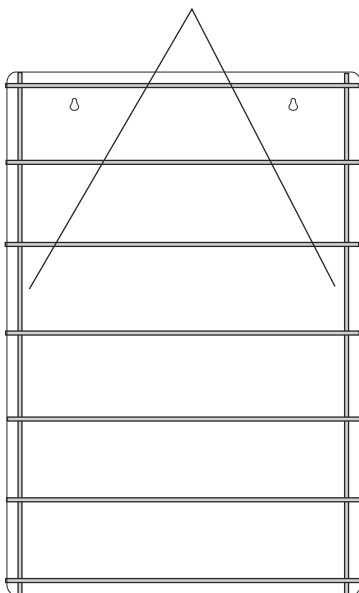
Finally, insert the support bars below the shelves.



suitable for wall mounting or mounting on the floor

cleaning instruction:
Please do not use any cleaning agents other than water or special acrylic care products.

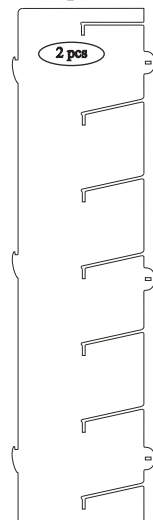
Please note !
When moving the rack, please lift it at the side panels only !



individual parts :

 13 pcs
12500x
acrylic wedges


12500f
side panel



12500e
support bar



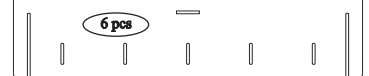
12500t
front panel



12500c top shelf



12500d shelf



12500s
back panel

