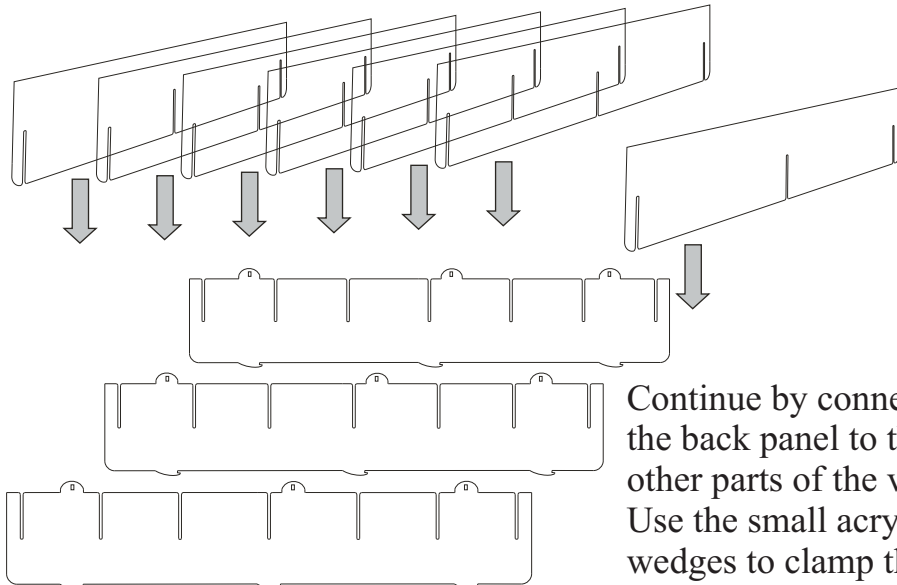


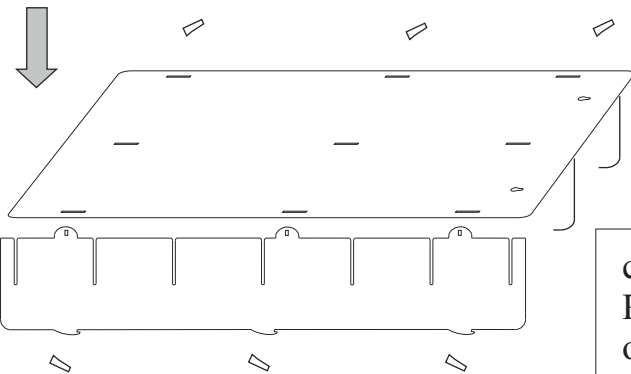
Model car display cabinet 1/24

Item.No.: 10870

Please remove protection film from the acrylic sheets before assembling. At first, please connect the shelves to the side panels.



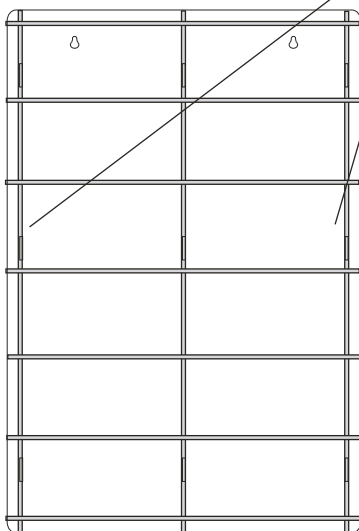
Continue by connecting the back panel to the other parts of the vitrine. Use the small acrylic wedges to clamp the back panel.



suitable for wall mounting or mounting on the floor

cleaning instruction:
Please do not use any cleaning agents other than water or special acrylic care products.

Please note !
When moving the rack, please lift it at the side panels only !



individual parts:



10870x
wedges

9 pcs

10870c

shelf

7 pcs

10870b

side panel

3 pcs

10870f
front panel

10870s
back panel