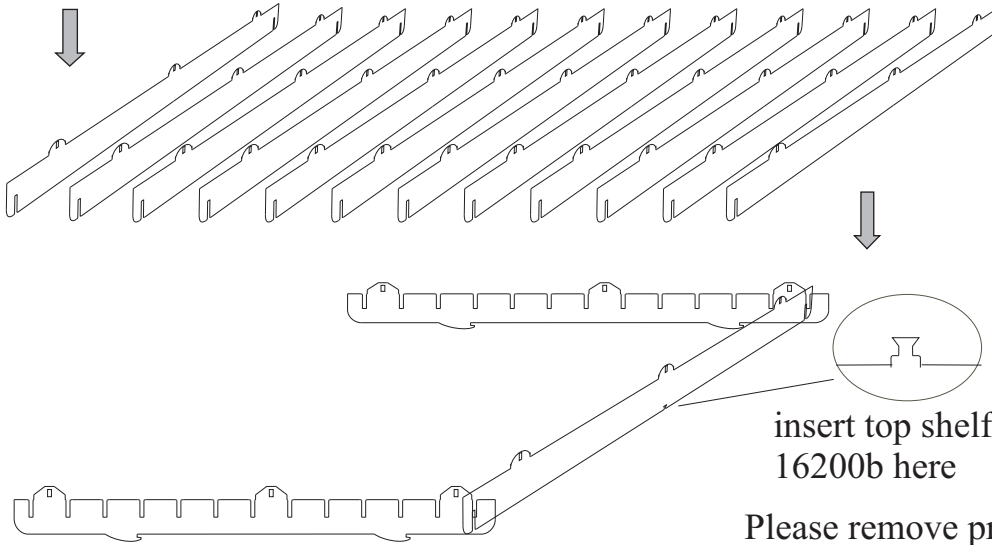


Model railway Z display cabinet

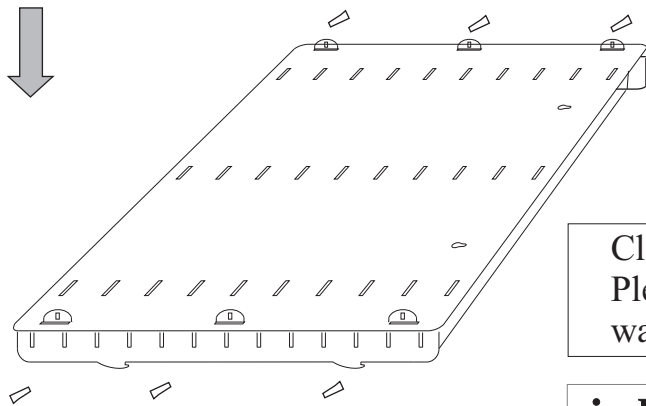
Item.No.: 16200




insert top shelf 16200b here

Please remove protection film from the acrylic sheets before assembling. At first, please connect the shelves to the side panels.

Continue by connecting the back panel to the other parts of the vitrine. Use the small acrylic wedges to clamp the back panel.



Cleaning instructions:
Please do not use any cleaning agents other than water or special acrylic care products.



Fasten the sleeve nut to the front panel as illustrated

Please note !
When moving the rack, please lift it at the side panels only !

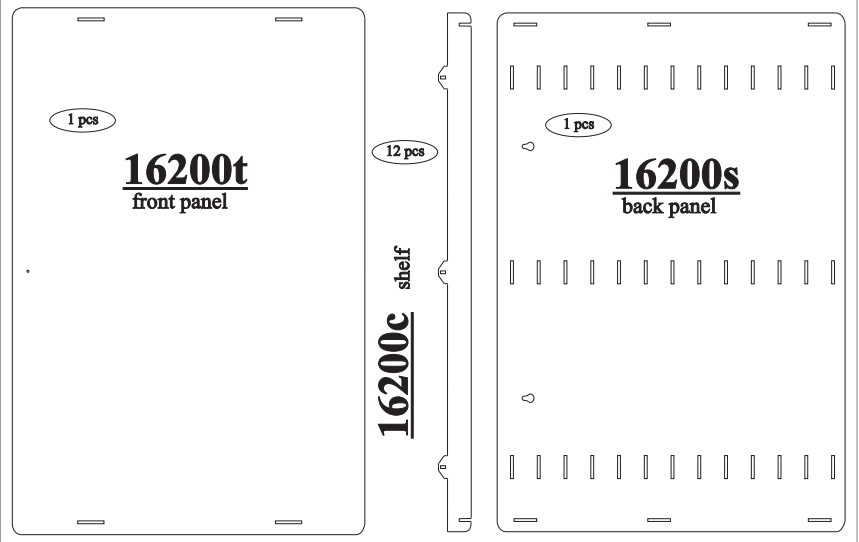
individual parts :

16200x 45 pcs
acrylic wedges

16200z screw M3, nut and sleeve nut 1 pcs

16200a 2 pcs
side panel

16200b 1 pcs
top shelf



1 pcs
16200t
front panel

12 pcs

16200c
shelf

1 pcs
16200s
back panel

